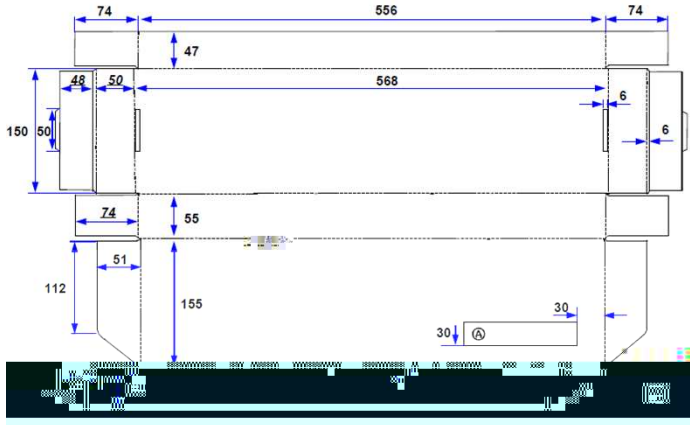

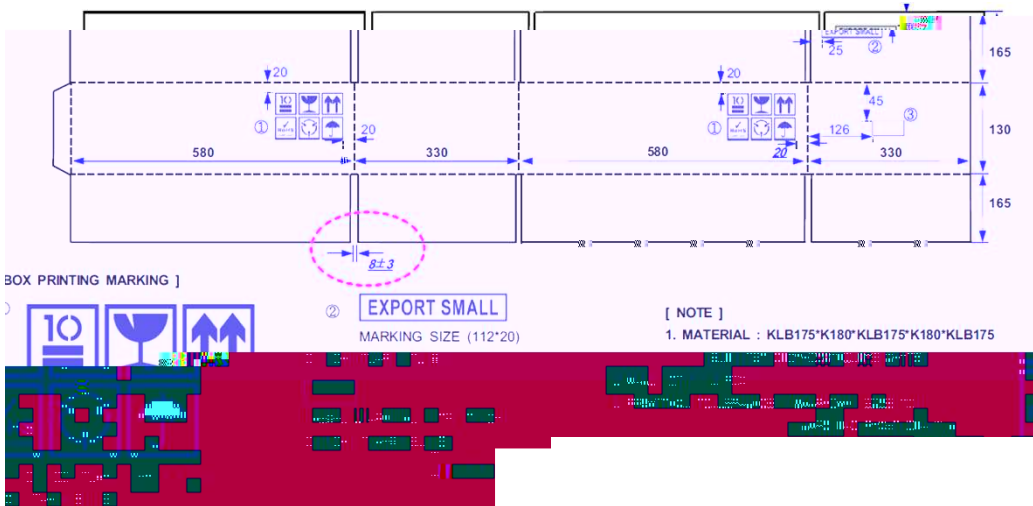


SYMBOL	MIN	NOM	...MAX
A	4.50	4.70	4.90
b	0.70	0.80	0.90
b1	1.33	1.40	1.47
b2	0.98	1.28	1.58
C	0.45	0.50	0.60
D	15.67	15.87	16.07
E	9.96	10.16	10.36
e	5.08 BSC		
F	2.34	2.54	2.74
F1	(0.10)		
F2	(0.84)		
G	6.48	6.68	6.88
L	12.78	12.98	13.18
L1	2.98	3.18	3.38
L2	-	-	0.80
Q	2.56	2.76	2.96
Q1	3.10	3.30	3.50
* ∅P	3.08	3.18	3.28

NOTE
 THESE DIMENSIONS DO NOT INCLUDE PROTRUSIONS OF THE MOLD.
 THE '()' MARK IS THE REFERENCE
 THE 'L2' SYMBOL IS A PROTRUSION OF THE MOLD.



PART ID	PKG Type
PDXXXXXXEX_G	XX-XXXX-XX
LOT No.	QTY
XXXXXXXXXXXX	

PART ID : PDXXXXXXEX_G
LOT NO : XXXXXXXXXXXXX
QTY : XX,XXXX ea



DATE : XXXX.XX.XX

