

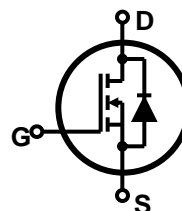

Features

- Low gate charge
- 100% avalanche tested
- Improved dv/dt capability
- RoHS compliant
- Halogen free package
- JEDEC Qualification
- Fast reverse recovery

$$V_{DSS} = 550 \text{ V @ } T_{jmax}$$

$$I_D = 4.5 \text{ A}$$

$$R_{DS(ON)} = 1.65 \text{ (max) @ } V_{GS} = 10 \text{ V}$$



Device	Package	Marking	Remark
TMP5N50 / TMPF5N50	TO-220 / TO-220F	TMP5N50 / TMPF5N50	RoHS
TMP5N50G / TMPF5N50G	TO-220 / TO-220F	TMP5N50G / TMPF5N50G	Halogen Free

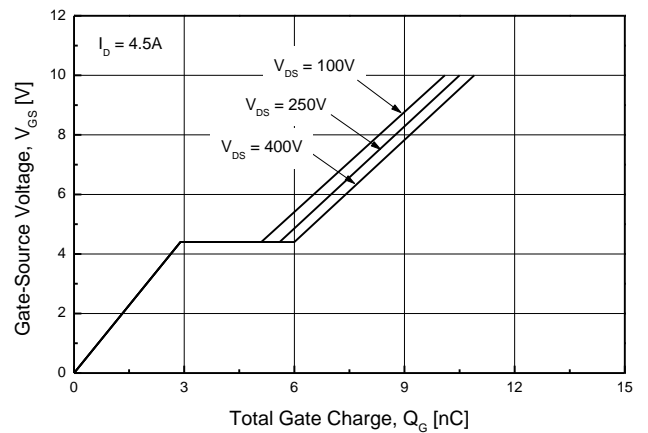
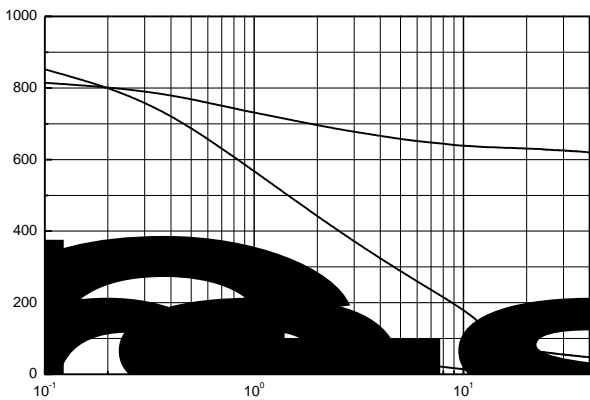
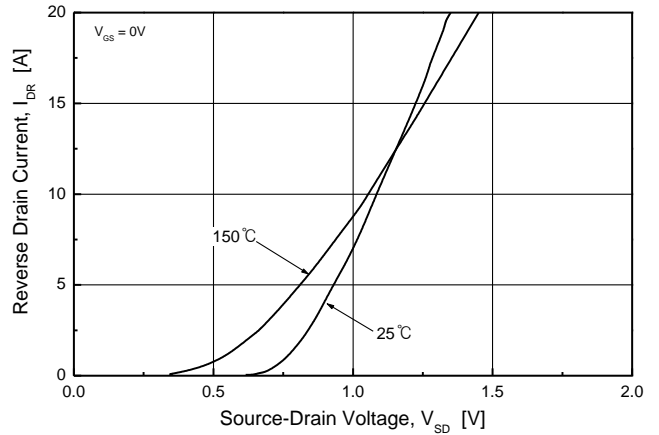
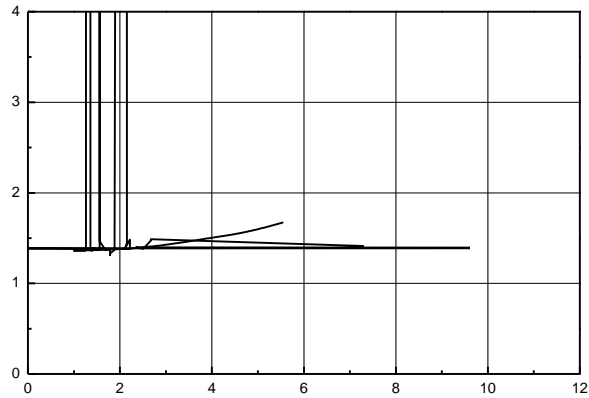
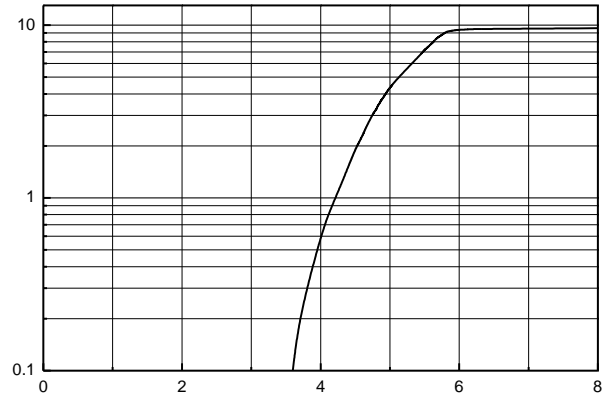
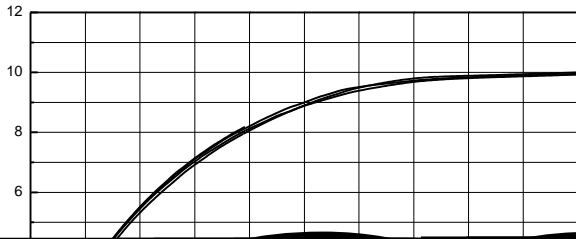
Absolute Maximum Ratings

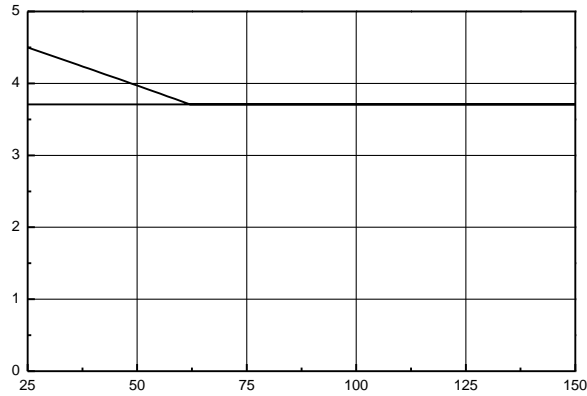
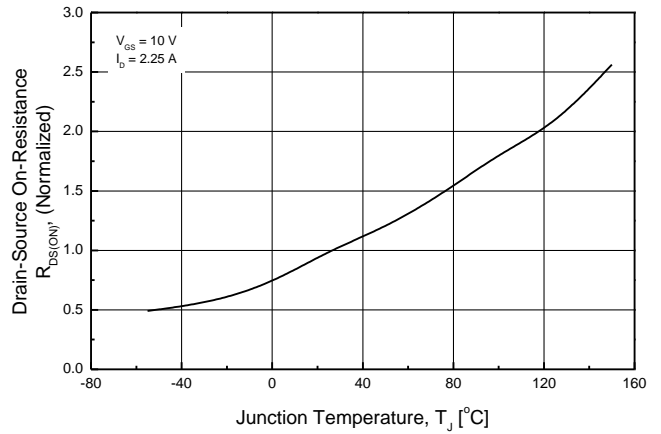
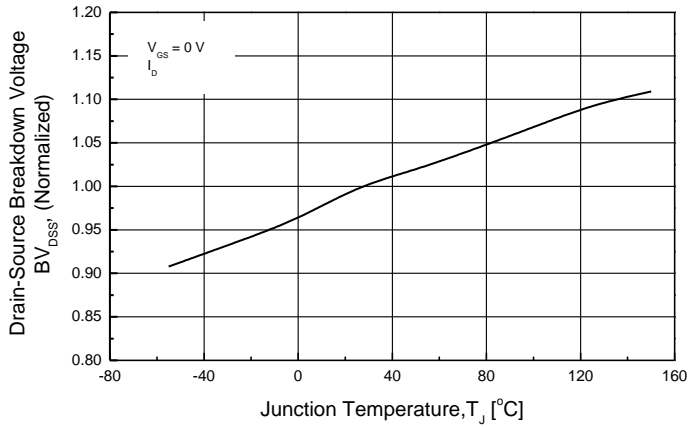
Parameter	Symbol	TMP5N50(G)	TMPF5N50(G)	Unit	
Drain-Source Voltage	V_{DSS}	500		V	
Gate-Source Voltage	V_{GS}	±30		V	
Continuous Drain Current	I_D	$T_C = 25 \text{ }^\circ\text{C}$	4.5	4.5 *	A
		$T_C = 100 \text{ }^\circ\text{C}$	2.86	2.86 *	A
Pulsed Drain Current (Note 1)	I_{DM}	18	18*	A	
Single Pulse Avalanche Energy (Note 2)	E_{AS}	240		mJ	
Repetitive Avalanche Current (Note 1)	I_{AR}	4.5		A	
Repetitive Avalanche Energy (Note 1)	E_{AR}	9.25		mJ	
Power Dissipation	P_D	$T_C = 25 \text{ }^\circ\text{C}$	92.5	32	W
		Derate above 25 $^\circ\text{C}$	0.74	0.25	W/ $^\circ\text{C}$
Peak Diode Recovery dv/dt (Note 3)	dv/dt	4.5		V/ns	
Operating Junction and Storage Temperature Range	T_J, T_{STG}	-55~150		$^\circ\text{C}$	
Maximum lead temperature for soldering purposes,	T_L	300		$^\circ\text{C}$	

* Limited only by maximum junction temperature

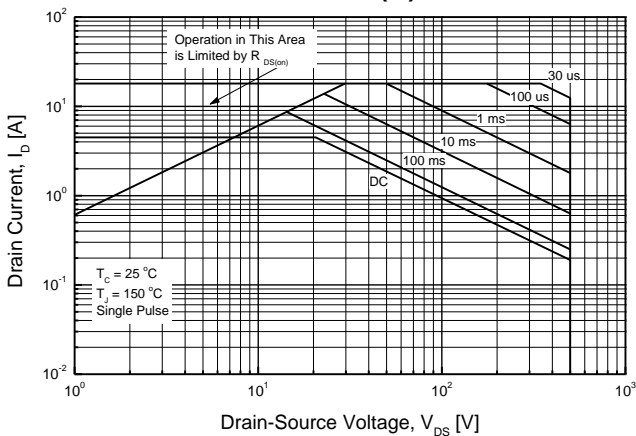
Thermal Characteristics

Parameter	Symbol	TMP5N50(G)	TMPF5N50(G)	Unit
Maximum Thermal resistance, Junction-to-Case	R_{JC}	1.35	3.9	$^\circ\text{C}/\text{W}$
Maximum Thermal resistance, Junction-to-Ambient	R_{JA}	62.5	62.5	$^\circ\text{C}/\text{W}$

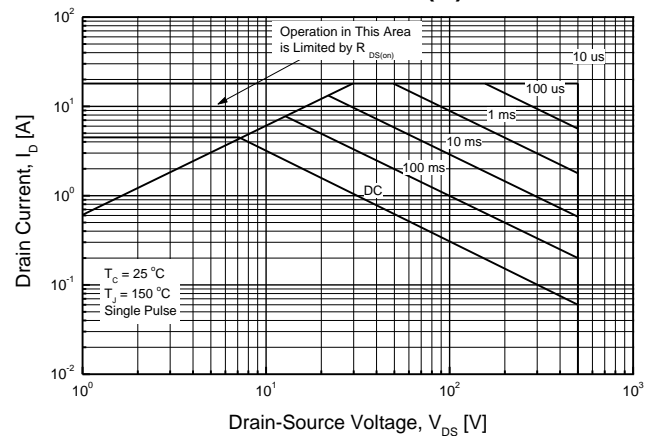




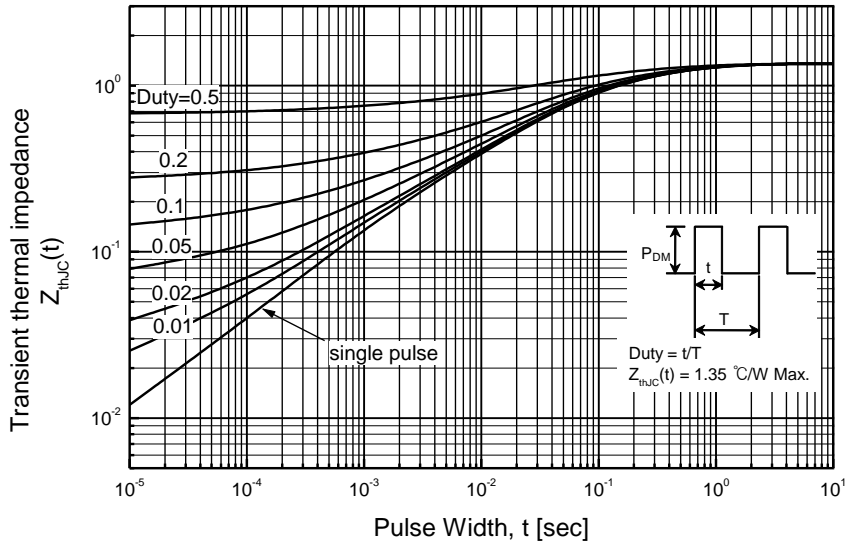
TMP5N50(G)



TMPF5N50(G)



TMP5N50(G)



TMPF5N50(G)

