

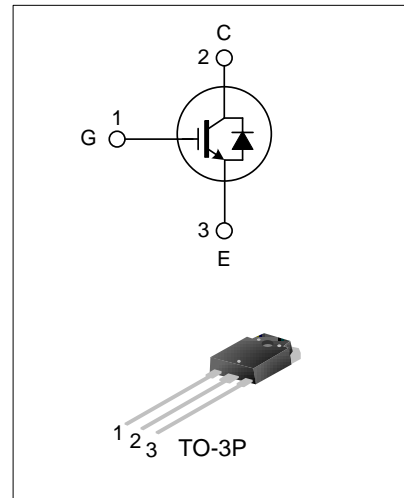
60A = 650V5 5N ; . Á ñ %001x

F&

SGT60U65FD1PN 5 5H 5 ü ± » ! f1ÑG÷+X þ+e € j Z!' 4
 Plus ÄField Stop IV+ Ä 8ª f CE È § 9E³ ~, ' ,FJ •6G ¼ 0 £ •6G ÈB x
 ñ Ä+X ¾ UPS,SMPS ú PFC 1yN¶ Ä

(~&i

- Š 60A È650V ÈV_{CE(sat)}(^{→1})=2.0V@I_C=60A
- Š ~ ,FJ •6G
- Š 0 £FO Ö
- Š Q EÄ •Lk Ç



SGT60U65FD1PN B* D œ

I_F	60	A
P_D	280	W
T_J	-55 +150	°C
T_{stg}	-55 +150	°C

Thermal Resistance

Symbol	Unit	Value	Notes
$R_{th(j-c)}$	°C/W	0.45	IGBT
$R_{th(j-a)}$	°C/W	1.17	FRD

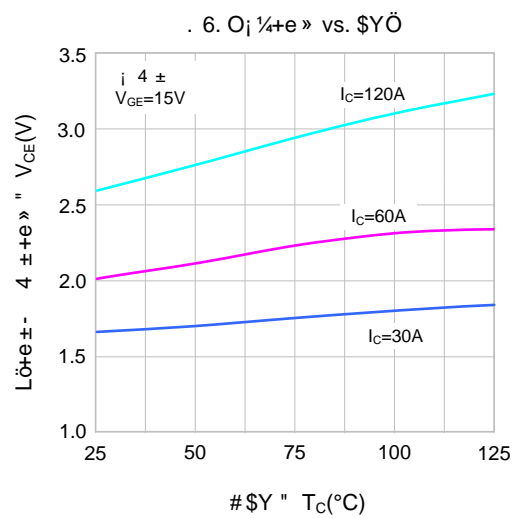
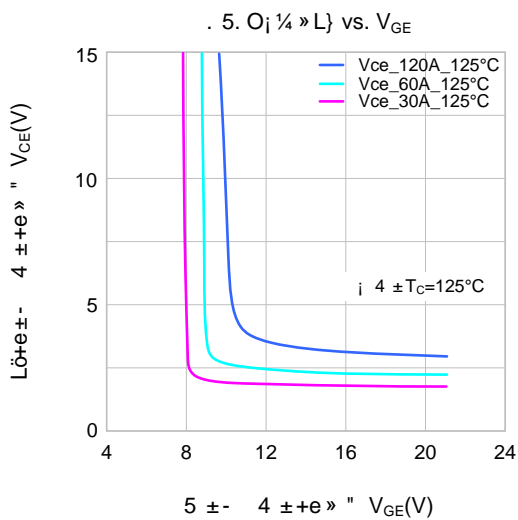
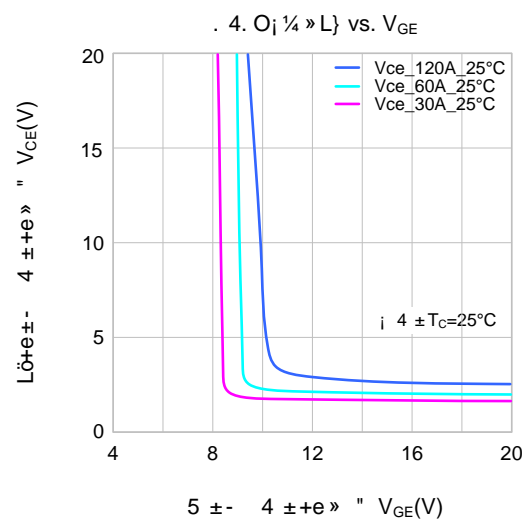
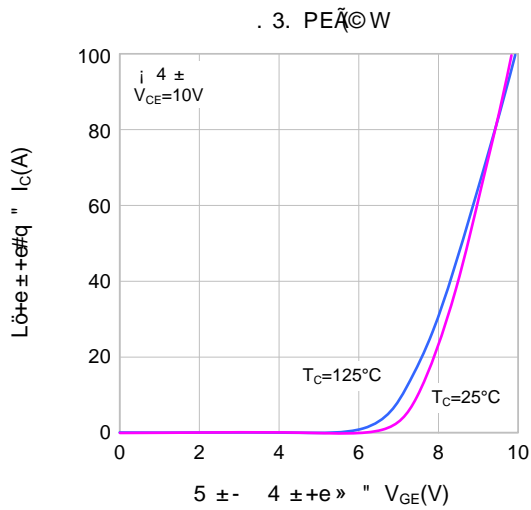
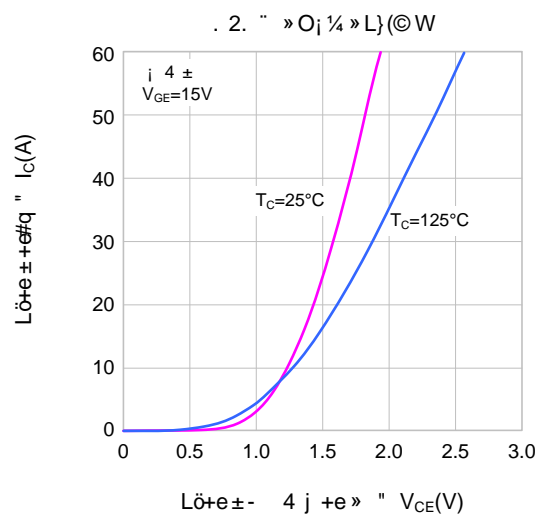
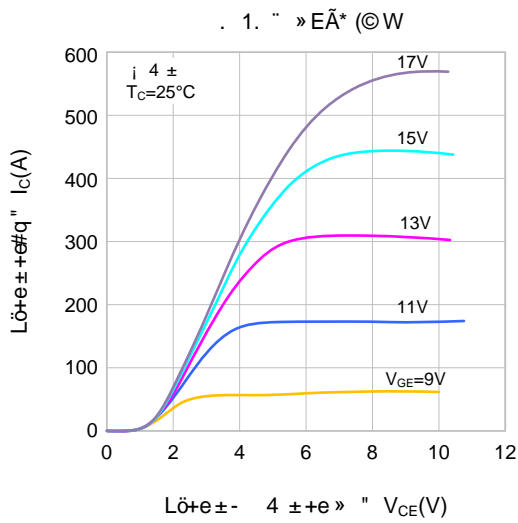
IGBT Characteristics (L_{SM} (B* D, T_C=25 °C)

Symbol	Unit	Condition	6 Er	6 Ar	6 jr	Notes
BV_{CE}	V	$V_{GE}=0V, I_C=250\mu A$	650	--	--	V
I_{CES}	uA	$V_{CE}=650V, V_{GE}=0V$	--	--	200	uA
I_{GES}	nA	$V_{GE}=20V, V_{CE}=0V$	--	--	±400	nA
$V_{GE(th)}$	V	$I_C=250\mu A, V_{CE}=V_{GE}$	4.0	5.0	6.5	V


I_{C1}

$V_{CE(sat)}$

® Á(-] (4õ

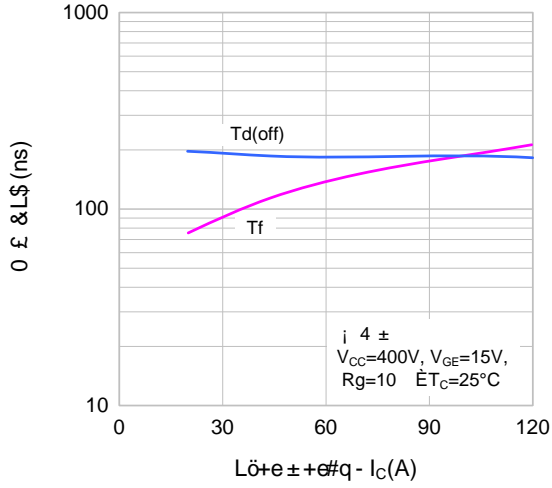


® Á(-] (4õ '5# μ

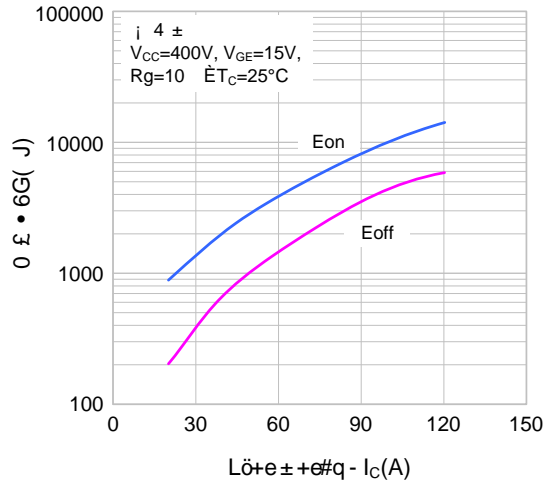


® Á(-] (4õ '5# µ

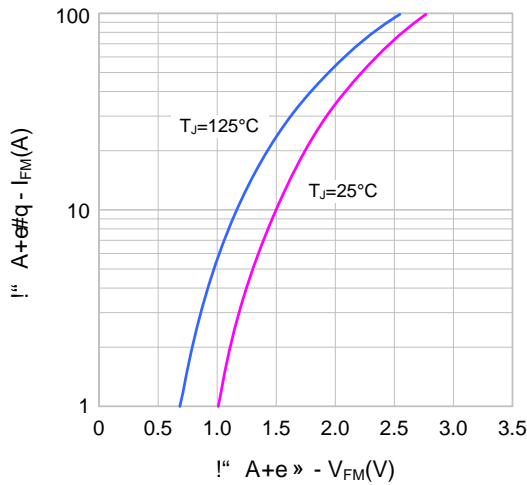
. 13. £ Ý(© Ws. Lõ+e±+e#q



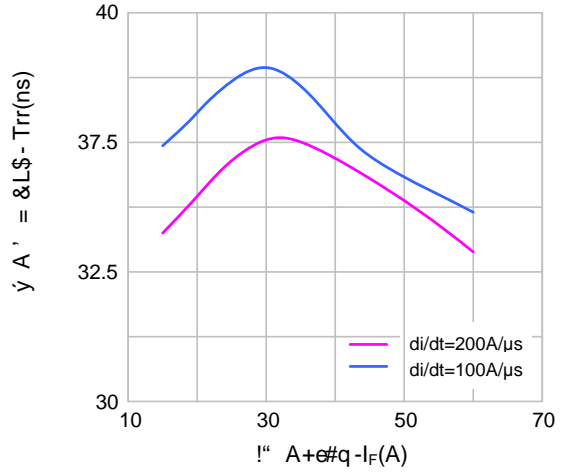
. 14. 0 £ • 6Gvs. Lõ+e±+e#q



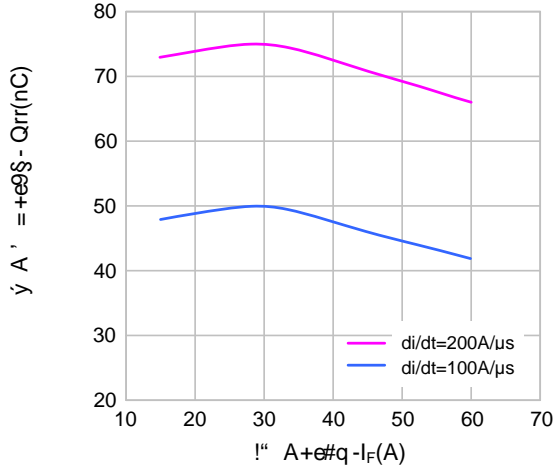
. 15. !" A(© W



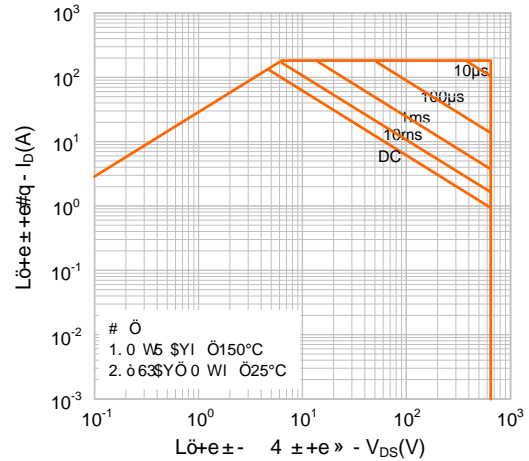
. 16. ý A ' = &L\$vs.!" A+e#q



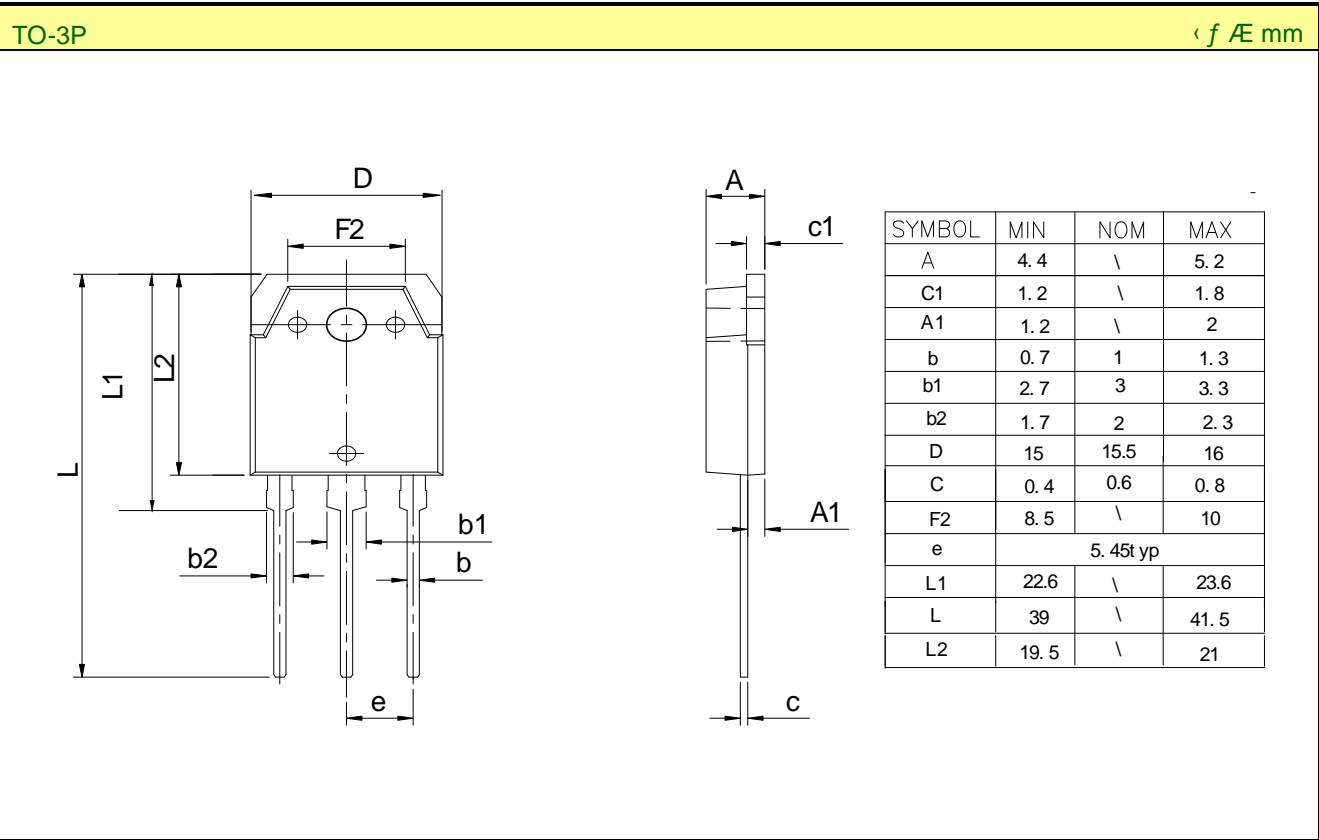
. 17. ý A ' = +e9\$vs.!" A+e#q



. 18. 0 W1 ~ œj



7>û L ~ 4



& D Æ

Š + %oB\$ > -, ' \$ is È ... = >| FJ. ½ Ò g X; ... } Ä9ç 0 à(x \ Ct É È !P¼Añ-(£ Ÿ _ V ¼ ð ¼ 0

à Ä

Š + ... z , f x ñ (@ È ' & ;G- 9 0 È , ' a x F + O u L) , ' 7- È é 9CS + X ~+X Silan x ñF > |3+5 AíAÑ ¼ ð

j fFP &F¥ , 1 ~ 7 ö !G÷ 1 ~ Ú í È F } %œ X aCUNpL™ 7-FP @ æDÛ T ä FCR x • a ö á , ' +O ½

Š x ñ w" h ! ' ³ È A œ (61 B j Ò g È \$ H / ð , ' x ñ ½

x ñ =0 Ö SGT60U65FD1PN . "2« » Ö B\$ > -
(x s Ö • p+e €6Ñ - 9L€ œ (œ (kN¥ Ö <http://www.silan.com.cn>

(x \ Ö 1.0
iAà ... Ö
1. !" ?(x \ 3
